

Box Score Report

Heritage Hills Boys Varsity Football @ Gibson Southern Boys Varsity Football - 10/26/2018 7:00

PM

BOX SCORE					
Team	1	2	3	4	T
Heritage Hills	0	0	14	0	14
Gibson Southern	7	0	7	10	24

SCORING PLAYS					
Team	Quarter	Time	Scoring Play	HER	GS
Gibson Southern	1	06:36	#18 Brady Allen pass complete to #13 Mitchell Spindler for 23 yards. Touchdown! (Point after kick by #24 Bryce Williams is good.)	0	7
Heritage Hills	3	11:42	#25 Jacob Wetzel runs for 70 yards. Touchdown! (Point after kick by #1 Carson Leiberling is good.)	7	7
Gibson Southern	3	11:01	#18 Brady Allen pass complete to #13 Mitchell Spindler for 77 yards. Touchdown! (Point after kick by #24 Bryce Williams is good.)	7	14
Heritage Hills	3	02:12	#25 Jacob Wetzel runs for 6 yards. Touchdown! (Point after kick by #1 Carson Leiberling is good.)	14	14
Gibson Southern	4	03:37	#18 Brady Allen runs for 1 yards. Touchdown! (Point after kick by #24 Bryce Williams is good.)	14	21
Gibson Southern	4	01:28	23 yard field goal attempt by #24 Bryce Williams. Good!	14	24

TEAM STAT COMPARISON		
	Heritage Hills	Gibson Southern
Total Offense	237	365
Number of Plays	53	57
Yards per Play	4.5	6.4
Passing	6	139
Completions - Attempts	1 - 8	4 - 12
Yards per Pass	6.0	34.8
Touchdowns - Interceptions	0 - 1	2 - 0
Rushing	231	226
Rushing Attempts	45	45
Yards per Rush	5.1	5.0
Receiving	6	139
Receiving Completions	1	4
Yards per Catch	6.0	34.8
Penalties - Yards	4 - 25	4 - 25
Turnovers	1	1
Fumbles - Lost	0 - 0	1 - 1
Interceptions Thrown	1	0
Punting Attempts - Average Distance	6 - 33.7	6 - 28.8
Defensive Sacks - Yards	1 - 4	0 - 0
Time of Possession	00:26:06	00:21:13
Downs		
First Downs	11	17
First Downs - Rushing	11	14
First Downs - Passing	0	3
First Downs - Penalties	0	0
Third Down Conversions/Attempts	5/15 (33.3%)	4/11 (36.4%)
Fourth Down Conversions/Attempts	0/1 (0.0%)	1/4 (25.0%)

PASSING - HERITAGE HILLS					
Name	Cmp	Att	Yds	TD	Int
15 Cole Sigler	1	8	6	0	1

PASSING - GIBSON SOUTHERN					
Name	Cmp	Att	Yds	TD	Int
18 Brady Allen	4	12	139	2	0

RUSHING - HERITAGE HILLS

Name	Att	Yds	Avg	TD
25 Jacob Wetzel	15	123	8.2	2
15 Cole Sigler	18	75	4.2	0
9 Kyndell Carter	2	14	7.0	0
7 Cade Jones	4	10	2.5	0
37 Dakota Ebert	1	4	4.0	0
6 Gavin Vaal	1	3	3.0	0
23 Phoenix Rodgers	4	2	0.5	0

RUSHING - GIBSON SOUTHERN

Name	Att	Yds	Avg	TD
13 Mitchell Spindler	39	209	5.4	0
3 Andrew Smith	2	15	7.5	0
4 Ben Butler	2	6	3.0	0
18 Brady Allen	2	-4	-2.0	1

RECEIVING - HERITAGE HILLS

Name	Rec	Yds	Avg	TD
7 Cade Jones	1	6	6.0	0

RECEIVING - GIBSON SOUTHERN

Name	Rec	Yds	Avg	TD
13 Mitchell Spindler	2	100	50.0	2
4 Ben Butler	1	36	36.0	0
10 Carter Green	1	3	3.0	0

DEFENSE - HERITAGE HILLS						
Name	Tkl	Solo	Ast	Sack	TFL	Int
25 Jacob Wetzel	11.0	9	4	0.0	0.0	0
7 Cade Jones	9.5	5	9	0.0	0.0	0
74 Aidian Rea	6.0	4	4	1.0	0.0	0
78 Hunter Wetzel	4.0	3	2	0.0	0.0	0
9 Kyndell Carter	3.0	0	6	0.0	0.0	0
6 Gavin Vaal	2.5	0	5	0.0	0.0	0
79 Mark Doyle	2.5	2	1	0.0	1.0	0
14 Dylan Begle	2.0	0	4	0.0	0.0	0
15 Cole Sigler	2.0	1	2	0.0	0.0	0
23 Phoenix Rodgers	2.0	1	2	0.0	0.0	0
3 Kaden Feldpausch	1.5	0	3	0.0	0.0	0
37 Dakota Ebert	1.5	0	3	0.0	0.0	0
44 Alex Hasty	1.5	1	1	0.0	0.0	0
8 Noah Mundy	0.5	0	1	0.0	0.0	0

DEFENSE - GIBSON SOUTHERN						
Name	Tkl	Solo	Ast	Sack	TFL	Int

KICKING - HERITAGE HILLS				
Name	FG	FGA	XP	Pts
1 Carson Leiberling	0	0	2	2

KICKING - GIBSON SOUTHERN				
Name	FG	FGA	XP	Pts
24 Bryce Williams	1	1	3	6

PUNTING - HERITAGE HILLS				
Name	Num	Yds	Avg	I20
7 Cade Jones	6	202	33.7	2

PUNTING - GIBSON SOUTHERN				
Name	Num	Yds	Avg	I20
13 Mitchell Spindler	6	173	28.8	1

PUNT RETURNS - HERITAGE HILLS

Name	Att	Yds	Avg	TD
9 Kyndell Carter	2	11	5.5	0
Team	2	0	0.0	0

PUNT RETURNS - GIBSON SOUTHERN

Name	Att	Yds	Avg	TD
Team	5	0	0.0	0

KICKOFF RETURNS - HERITAGE HILLS

Name	Att	Yds	Avg	TD
15 Cole Sigler	1	25	25.0	0
7 Cade Jones	2	24	12.0	0

KICKOFF RETURNS - GIBSON SOUTHERN

Name	Att	Yds	Avg	TD
4 Ben Butler	1	15	15.0	0
3 Andrew Smith	1	14	14.0	0

Defensive Cumulative Statistics

Heritage Hills Varsity Football 2018

DEFENSE								
Name	Total Tackles	Solo	Assist	Sack - Yds	QB Hurries	TFL	Safeties	Pass Breakups
#25 Jacob Wetzel	89.5	54	71	1 - 5	1	3	0	0
#7 Cade Jones	52.5	27	51	0 - 0	0	4	0	2
#23 Phoenix Rodgers	37	22	30	0 - 0	1	1	0	1
#9 Kyndell Carter	34.5	23	23	4 - 29	3	11	0	1
#37 Dakota Ebert	31	19	24	1 - 11	2	4	0	1
#6 Gavin Vaal	29.5	13	33	1.5 - 9	0	0	0	2
#15 Cole Sigler	23	16	14	0 - 0	0	0	0	13
#74 Aidian Rea	22.5	10	25	1 - 4	2	0	0	0
#78 Hunter Wetzel	22.5	14	17	1.5 - 14	0	4	0	0
#3 Kaden Feldpausch	20	13	14	0 - 0	0	0	0	8
#14 Dylan Begle	20	9	22	0 - 0	0	0	0	2
#79 Mark Doyle	18	10	16	0 - 0	1	2	0	1
#77 Tyler Litkenhus	12.5	4	17	0.5 - 3	2	3	0	0
#58 Ben Gordon	10.5	6	9	0 - 0	0	0	0	0
#44 Alex Hasty	10.5	4	13	0 - 0	0	0	0	0
#8 Noah Mundy	9.5	6	7	0 - 0	0	1	0	2
#12 Grant Lashley	7	6	2	0 - 0	0	0	0	1
#20 Graham Turner	6.5	5	3	0 - 0	1	2	0	0
#76 Wes Fleischmann	5.5	3	5	0.5 - 3	0	1	0	0
#73 Dawson Vaal	5	3	4	0 - 0	0	0	0	0
#2 Zane Schaad	5	3	4	0 - 0	0	0	0	0
#50 Garrett Nix	4	3	2	0 - 0	0	0	0	0
#63 Kolton Brown	3	3	0	0 - 0	0	0	0	0
#55 Tyler Brock	3	2	2	0 - 0	0	0	0	0
#75 Caleb Hayden	2.5	2	1	0 - 0	0	0	0	0
#57 Erik Thomas	2	2	0	0 - 0	0	1	0	0
#82 Adam Guth	2	2	0	0 - 0	0	0	0	0
#88 Jordan Mitchell	1.5	1	1	0 - 0	0	0	0	0
#72 Jordan Hitz	1.5	1	1	0 - 0	0	0	0	0
#4 Jacob Schmidt	1	1	0	0 - 0	0	0	0	0

Name	Total Tackles	Solo	Assist	Sack - Yds	QB Hurries	TFL	Safeties	Pass Breakups
#59 Chris Barboza	0.5	0	1	0 - 0	0	0	0	0
#66 Cody Dauby	0.5	0	1	0 - 0	0	0	0	0
#81 Cody Frakes	0.5	0	1	0 - 0	0	0	0	0
#60 Eli Harney	0.5	0	1	0 - 0	0	0	0	0
#1 Carson Leiberling	0.5	0	1	0 - 0	0	0	0	0
#22 David Garmon	0.5	0	1	0 - 0	0	0	0	0
Team	0	0	0	0 - 0	0	0	0	0

INTERCEPTIONS

Name	Num	Return Yards	TD
#15 Cole Sigler	3	52	1
#7 Cade Jones	2	14	0
#81 Cody Frakes	1	50	1
#14 Dylan Begle	1	0	0
#2 Zane Schaad	1	7	0
#25 Jacob Wetzel	1	12	0
#12 Grant Lashley	1	12	0
#9 Kyndell Carter	1	23	1
#6 Gavin Vaal	1	40	0

DEFENSIVE FUMBLES

Name	Forced	Recovered	Recovery Yards	TD
#25 Jacob Wetzel	3	1	0	0
#6 Gavin Vaal	3	2	25	1
#44 Alex Hasty	2	0	0	0
#77 Tyler Litkenhus	1	0	0	0
#15 Cole Sigler	0	2	0	0
Team	0	12	(-2)	0
#72 Jordan Hitz	0	1	0	0
#3 Kaden Feldpausch	0	1	19	0

Offensive Cumulative Statistics

Heritage Hills Varsity Football 2018

RUSHING						
Name	G	Att	Yds	Avg	TD	YPG
#15 Cole Sigler	11	108	820	7.6	12	74.5
#25 Jacob Wetzel	11	104	717	6.9	8	65.2
#7 Cade Jones	11	81	532	6.6	10	48.4
#9 Kyndell Carter	11	46	409	8.9	4	37.2
#2 Zane Schaad	11	22	262	11.9	6	23.8
#6 Gavin Vaal	11	20	255	12.8	3	23.2
#23 Phoenix Rodgers	11	51	228	4.5	5	20.7
#44 Alex Hasty	11	17	56	3.3	1	5.1
#8 Noah Mundy	11	8	54	6.8	1	4.9
#4 Jacob Schmidt	11	3	25	8.3	1	2.3
#82 Adam Guth	11	8	16	2.0	1	1.5
#88 Jordan Mitchell	11	3	12	4.0	0	1.1
#37 Dakota Ebert	11	1	4	4.0	0	0.4
#24 David Garmon	11	2	(-1)	(-0.5)	0	(-0.1)

PASSING									
Name	G	Cmp	Att	Yds	TD	Int	YPG	Pct	QBR
#15 Cole Sigler	11	25	58	289	4	2	26.3	43.1%	100.8
#7 Cade Jones	11	4	8	51	0	1	4.6	50.0%	78.6

RECEIVING

Name	G	Rec	Yds	Avg	TD	YPG
#37 Dakota Ebert	11	7	110	15.7	2	10.0
#9 Kyndell Carter	11	5	51	10.2	1	4.6
#25 Jacob Wetzel	11	4	33	8.3	0	3.0
#6 Gavin Vaal	11	2	32	16.0	0	2.9
#3 Kaden Feldpausch	11	2	30	15.0	0	2.7
#7 Cade Jones	11	4	28	7.0	1	2.5
#20 Grahm Turner	11	1	24	24.0	0	2.2
#44 Alex Hasty	11	1	17	17.0	0	1.5
#14 Dylan Begle	11	1	14	14.0	0	1.3
#12 Grant Lashley	11	2	1	0.5	0	0.1

OFFENSIVE FUMBLES

Name	Fumbles	Fumbles Lost
#25 Jacob Wetzel	4	3
#44 Alex Hasty	2	2
#4 Jacob Schmidt	1	1
#15 Cole Sigler	4	2
#9 Kyndell Carter	2	1
#8 Noah Mundy	1	1
#7 Cade Jones	2	2

TOTAL OFFENSE							
Name	G	Plays	Rush - Yards	Pass - Yards	TGT - Rec - Yards	Total Yards	YPG
#15 Cole Sigler	11	166	108 - 820	58 - 289	0 - 0 - 0	1109	100.8
#25 Jacob Wetzel	11	104	104 - 717	0 - 0	4 - 4 - 33	750	68.2
#7 Cade Jones	11	89	81 - 532	8 - 51	4 - 4 - 28	611	55.5
#9 Kyndell Carter	11	46	46 - 409	0 - 0	5 - 5 - 51	460	41.8
#6 Gavin Vaal	11	20	20 - 255	0 - 0	2 - 2 - 32	287	26.1
#2 Zane Schaad	11	22	22 - 262	0 - 0	0 - 0 - 0	262	23.8
#23 Phoenix Rodgers	11	51	51 - 228	0 - 0	0 - 0 - 0	228	20.7
#37 Dakota Ebert	11	1	1 - 4	0 - 0	7 - 7 - 110	114	10.4
#44 Alex Hasty	11	17	17 - 56	0 - 0	1 - 1 - 17	73	6.6
#8 Noah Mundy	11	8	8 - 54	0 - 0	0 - 0 - 0	54	4.9
#3 Kaden Feldpausch	11	0	0 - 0	0 - 0	2 - 2 - 30	30	2.7
#4 Jacob Schmidt	11	3	3 - 25	0 - 0	0 - 0 - 0	25	2.3
#20 Graham Turner	11	0	0 - 0	0 - 0	1 - 1 - 24	24	2.2
#82 Adam Guth	11	8	8 - 16	0 - 0	0 - 0 - 0	16	1.5
#14 Dylan Begle	11	0	0 - 0	0 - 0	1 - 1 - 14	14	1.3
#88 Jordan Mitchell	11	3	3 - 12	0 - 0	0 - 0 - 0	12	1.1
#12 Grant Lashley	11	0	0 - 0	0 - 0	3 - 2 - 1	1	0.1
#24 David Garmon	11	2	2 - (-1)	0 - 0	0 - 0 - 0	(-1)	(-0.1)

ALL PURPOSE YARDS									
Name	G	Rush	Rec	KR	PR	Int	FR	Total	YPG
#15 Cole Sigler	11	820	0	106	256	52	0	1234	112.2
#9 Kyndell Carter	11	409	51	0	286	23	0	769	69.9
#25 Jacob Wetzel	11	717	33	0	0	12	0	762	69.3
#7 Cade Jones	11	532	28	44	0	14	0	618	56.2
#6 Gavin Vaal	11	255	32	117	60	40	25	529	48.1
#2 Zane Schaad	11	262	0	0	0	7	0	269	24.5
#23 Phoenix Rodgers	11	228	0	0	0	0	0	228	20.7
#37 Dakota Ebert	11	4	110	(-1)	0	0	0	113	10.3
#44 Alex Hasty	11	56	17	0	0	0	0	73	6.6
#8 Noah Mundy	11	54	0	0	0	0	0	54	4.9
#81 Cody Frakes	11	0	0	2	0	50	0	52	4.7
#3 Kaden Feldpausch	11	0	30	0	0	0	19	49	4.5

Name	G	Rush	Rec	KR	PR	Int	FR	Total	YPG
#20 Graham Turner	11	0	24	2	0	0	0	26	2.4
#4 Jacob Schmidt	11	25	0	0	0	0	0	25	2.3
#82 Adam Guth	11	16	0	0	0	0	0	16	1.5
#14 Dylan Begle	11	0	14	0	0	0	0	14	1.3
#12 Grant Lashley	11	0	1	0	0	12	0	13	1.2
#88 Jordan Mitchell	11	12	0	0	0	0	0	12	1.1
Team	11	0	0	0	4	0	(-2)	2	0.2
#63 Kolton Brown	11	0	0	0	0	0	0	0	0.0
#75 Caleb Hayden	11	0	0	0	0	0	0	0	0.0
#57 Erik Thomas	11	0	0	0	0	0	0	0	0.0
#59 Chris Barboza	11	0	0	0	0	0	0	0	0.0
#66 Cody Dauby	11	0	0	0	0	0	0	0	0.0
#73 Dawson Vaal	11	0	0	0	0	0	0	0	0.0
#76 Wes Fleischmann	11	0	0	0	0	0	0	0	0.0
#50 Garrett Nix	11	0	0	0	0	0	0	0	0.0
#55 Tyler Brock	11	0	0	0	0	0	0	0	0.0
#58 Ben Gordon	11	0	0	0	0	0	0	0	0.0
#77 Tyler Litkenhus	11	0	0	0	0	0	0	0	0.0
#74 Aidian Rea	11	0	0	0	0	0	0	0	0.0
#78 Hunter Wetzel	11	0	0	0	0	0	0	0	0.0
#79 Mark Doyle	11	0	0	0	0	0	0	0	0.0
#1 Carson Leiberling	11	0	0	0	0	0	0	0	0.0
#72 Jordan Hitz	11	0	0	0	0	0	0	0	0.0
#60 Eli Harney	11	0	0	0	0	0	0	0	0.0
#22 David Garmon	11	0	0	0	0	0	0	0	0.0
#33 Fahrner Markus	11	0	0	0	0	0	0	0	0.0
#24 David Garmon	11	(-1)	0	0	0	0	0	(-1)	(-0.1)

SCORING

Name	TD	FG	Kick PAT	2pt PAT	Pts
#15 Cole Sigler	17	0	0	0	102
#1 Carson Leiberling	0	5	56	1	73
#7 Cade Jones	11	0	0	0	66
#25 Jacob Wetzel	8	0	0	0	48
#9 Kyndell Carter	7	0	0	0	42
#2 Zane Schaad	6	0	0	0	36
#23 Phoenix Rodgers	5	0	0	1	32
#6 Gavin Vaal	5	0	0	0	30
#37 Dakota Ebert	2	0	0	1	14
#81 Cody Frakes	1	0	0	0	6
#4 Jacob Schmidt	1	0	0	0	6
#44 Alex Hasty	1	0	0	0	6
#8 Noah Mundy	1	0	0	0	6
#82 Adam Guth	1	0	0	0	6
#33 Fahrner Markus	0	0	1	0	1

Special Team Cumulative Statistics

Heritage Hills Varsity Football 2018

KICKING							
Name	FGM-A	0-19	20-29	30-39	40-49	50+	XPM-A
#1 Carson Leiberling	5 - 5	0 - 0	4 - 4	0 - 0	1 - 1	0 - 0	56 - 57
#33 Fahrner Markus	0 - 0	0 - 0	0 - 0	0 - 0	0 - 0	0 - 0	1 - 2

KICKOFFS				
Name	Num	Yds	Avg	Touchbacks
#1 Carson Leiberling	81	4252	52.5	21
#33 Fahrner Markus	2	92	46.0	0


PUNTING							
Name	Num	Yds	Avg	I20	Blk	Touchbacks	Fair Catches
#7 Cade Jones	16	600	37.5	6	0	2	0

KICK RETURNS				
Name	Num	Yds	Avg	TD
#6 Gavin Vaal	6	117	19.5	0
#15 Cole Sigler	4	106	26.5	0
#7 Cade Jones	3	44	14.7	0
#20 Grahm Turner	1	2	2.0	0
#81 Cody Frakes	1	2	2.0	0
#25 Jacob Wetzel	1	0	0.0	0
Team	1	0	0.0	0
#37 Dakota Ebert	1	(-1)	(-1.0)	0

PUNT RETURNS				
Name	Num	Yds	Avg	TD
#9 Kyndell Carter	15	286	19.1	1
#15 Cole Sigler	14	256	18.3	4
#6 Gavin Vaal	2	60	30.0	1
Team	24	4	0.2	0

Team Cumulative Defensive Statistics


Heritage Hills Varsity Football 2018

HERITAGE HILLS (10 - 1)		
	 Your Team	Opponents
Sacks	11	0
Yards	78	0
Interceptions	12	1
Yards	210	0
Touchdowns	3	0
Fumbles		
Forced	9	0
Recovered	14	12
Yards	42	16
Turnover Return Yards	252	16
Pass Break Ups	34	0
Safeties	0	0

TURNOVER BREAKDOWN						
TAKEAWAY			GIVEAWAY			
INT	FUM	TOTAL	INT	FUM	TOTAL	DIFF
12	14	26	1	12	13	13

Team Cumulative Defensive Statistics


Heritage Hills Varsity Football 2018

HERITAGE HILLS (10 - 1)		
	 Your Team	Opponents
Sacks	11	0
Yards	78	0
Interceptions	12	1
Yards	210	0
Touchdowns	3	0
Fumbles		
Forced	9	0
Recovered	14	12
Yards	42	16
Turnover Return Yards	252	16
Pass Break Ups	34	0
Safeties	0	0

TURNOVER BREAKDOWN						
TAKEAWAY			GIVEAWAY			
INT	FUM	TOTAL	INT	FUM	TOTAL	DIFF
12	14	26	1	12	13	13

Team Cumulative Special Teams Statistics

Heritage Hills Varsity Football 2018

HERITAGE HILLS (10 - 1)		
	 Your Team	Opponents
Kickoff Returns	18	58
Yards	270	736
Average Per Attempt	15.0	12.7
Kickoff Return TDs	0	0
Kickoffs	83	23
Yards	4344	1087
Average	52.3	47.3
Touchbacks	21	5
Punt Returns	55	14
Yards	606	13
Fair Catches	2	0
Average Per Attempt	11.0	0.9
Punt Return TDs	6	0
Punts	16	59
Yards	600	1810
Punting Touchbacks	2	1
Average Yards Per Punt	37.5	30.7
Punts Blocked	0	1
Field Goals Made - Attempted	5 - 5	2 - 2
0-19	0 - 0	0 - 0
20-29	4 - 4	1 - 1
30-39	0 - 0	1 - 1
40-49	1 - 1	0 - 0
50+	0 - 0	0 - 0
PAT Made - Attempted	57 - 59	8 - 9
Two Point Conversions Made - Attempted	3 - 7	0 - 1