

# Box Score Report

Heritage Hills Boys Varsity Football @ Forest Park Boys Varsity Football -

10/9/2015 8:00 PM

| BOX SCORE      |   |    |   |    |    |
|----------------|---|----|---|----|----|
| Team           | 1 | 2  | 3 | 4  | T  |
| Heritage Hills | 7 | 14 | 7 | 14 | 42 |
| Forest Park    | 0 | 0  | 0 | 0  | 0  |

| SCORING PLAYS  |         |       |  |     |     |
|----------------|---------|-------|--|-----|-----|
| Team           | Quarter | Time  | Scoring Play   | HER | FOR |
| Heritage Hills | 1       | 02:04 | #5 Kenton Crews runs for 10 yards. Touchdown! (Point after kick by #14 Seth Bolin good)                                | 7   | 0   |
| Heritage Hills | 2       | 06:47 | #4 Caleb Mulzer pass complete to #81 Gabe Hitz for 40 yards. Touchdown! (Point after kick by #14 Seth Bolin good)      | 14  | 0   |
| Heritage Hills | 2       | 00:01 | #44 Ethan Griepenstroh runs for 1 yards. Touchdown! (Point after kick by #14 Seth Bolin good)                          | 21  | 0   |
| Heritage Hills | 3       | 05:26 | #4 Caleb Mulzer pass complete to #42 Matthew Graham for 13 yards. Touchdown! (Point after kick by #14 Seth Bolin good) | 28  | 0   |
| Heritage Hills | 4       | 10:20 | #4 Caleb Mulzer pass complete to #3 Jack Fischer for 62 yards. Touchdown! (Point after kick by #14 Seth Bolin good)    | 35  | 0   |
| Heritage Hills | 4       | 03:07 | #40 Adam Redmond runs for 52 yards. Touchdown! (Point after kick by #1 Carson Leiberling good)                         | 42  | 0   |

| TEAM STAT COMPARISON                |                |              |
|-------------------------------------|----------------|--------------|
|                                     | Heritage Hills | Forest Park  |
| Total Offense                       | 385            | 268          |
| Number of Plays                     | 36             | 68           |
| Yards per Play                      | 10.7           | 3.9          |
| Passing                             | 259            | 64           |
| Completions - Attempts              | 9 - 13         | 5 - 13       |
| Yards per Pass                      | 28.8           | 12.8         |
| Touchdowns - Interceptions          | 3 - 0          | 0 - 0        |
| Rushing                             | 126            | 204          |
| Rushing Attempts                    | 23             | 55           |
| Yards per Rush                      | 5.5            | 3.7          |
| Receiving                           | 259            | 64           |
| Receiving Completions               | 9              | 5            |
| Yards per Catch                     | 28.8           | 12.8         |
| Penalties - Yards                   | 5 - 50         | 3 - 35       |
| Turnovers                           | 0              | 2            |
| Fumbles - Lost                      | 0 - 0          | 2 - 2        |
| Interceptions Thrown                | 0              | 0            |
| Punting Attempts - Average Distance | 1 - 27.0       | 2 - 10.0     |
| Defensive Sacks - Yards             | 1 - 6          | 0 - 0        |
| Time of Possession                  | 00:15:20       | 00:32:40     |
| Downs                               |                |              |
| First Downs                         | 13             | 20           |
| First Downs - Rushing               | 5              | 16           |
| First Downs - Passing               | 7              | 2            |
| First Downs - Penalties             | 1              | 2            |
| Third Down Conversions/Attempts     | 1/4 (25.0%)    | 8/15 (53.3%) |
| Fourth Down Conversions/Attempts    | 1/2 (50.0%)    | 0/4 (0.0%)   |

| PASSING - HERITAGE HILLS |     |     |     |    |     |
|--------------------------|-----|-----|-----|----|-----|
| Name                     | Cmp | Att | Yds | TD | Int |
| 4 Caleb Mulzer           | 9   | 12  | 259 | 3  | 0   |
| 88 Casey Miller          | 0   | 1   | 0   | 0  | 0   |

| PASSING - FOREST PARK |     |     |     |    |     |
|-----------------------|-----|-----|-----|----|-----|
| Name                  | Cmp | Att | Yds | TD | Int |
| 15 Ben Wendholt       | 5   | 13  | 64  | 0  | 0   |

| RUSHING - HERITAGE HILLS |     |     |      |    |
|--------------------------|-----|-----|------|----|
| Name                     | Att | Yds | Avg  | TD |
| 40 Adam Redmond          | 1   | 52  | 52.0 | 1  |
| 44 Ethan Griepenstroh    | 8   | 34  | 4.3  | 1  |
| 42 Matthew Graham        | 3   | 20  | 6.7  | 0  |
| 5 Kenton Crews           | 4   | 16  | 4.0  | 1  |
| 22 Malachi Yeager        | 2   | 4   | 2.0  | 0  |
| 2 Lukas Heeke            | 1   | 2   | 2.0  | 0  |
| 4 Caleb Mulzer           | 4   | -2  | -0.5 | 0  |

| RUSHING - FOREST PARK |     |     |      |    |
|-----------------------|-----|-----|------|----|
| Name                  | Att | Yds | Avg  | TD |
| 28 Josh Franchville   | 27  | 114 | 4.2  | 0  |
| 25 Zach Cline         | 18  | 84  | 4.7  | 0  |
| 44 Gavin Pierce       | 3   | 12  | 4.0  | 0  |
| 21 Eli Knust          | 3   | 2   | 0.7  | 0  |
| 58 Jaxon Welp         | 1   | 0   | 0.0  | 0  |
| 12 Nathan Hamilton    | 1   | -1  | -1.0 | 0  |
| 15 Ben Wendholt       | 2   | -7  | -3.5 | 0  |

| RECEIVING - HERITAGE HILLS |     |     |      |    |
|----------------------------|-----|-----|------|----|
| Name                       | Rec | Yds | Avg  | TD |
| 81 Gabe Hitz               | 2   | 93  | 46.5 | 1  |
| 3 Jack Fischer             | 2   | 88  | 44.0 | 1  |
| 10 Grant Doyle             | 3   | 44  | 14.7 | 0  |
| 44 Ethan Griepenstroh      | 1   | 21  | 21.0 | 0  |
| 42 Matthew Graham          | 1   | 13  | 13.0 | 1  |
| 5 Kenton Crews             | 0   | 0   | 0.0  | 0  |
| 30 Brady Hile              | 0   | 0   | 0.0  | 0  |

| RECEIVING - FOREST PARK |     |     |      |    |
|-------------------------|-----|-----|------|----|
| Name                    | Rec | Yds | Avg  | TD |
| 25 Zach Cline           | 2   | 32  | 16.0 | 0  |
| 20 Sam Englert          | 3   | 32  | 10.7 | 0  |
| 82 Bryce Theising       | 0   | 0   | 0.0  | 0  |
| 28 Josh Franchville     | 0   | 0   | 0.0  | 0  |

| DEFENSE - HERITAGE HILLS |      |      |     |      |     |     |
|--------------------------|------|------|-----|------|-----|-----|
| Name                     | Tkl  | Solo | Ast | Sack | TFL | Int |
| 42 Matthew Graham        | 10.5 | 8    | 5   | 0.0  | 0.0 | 0   |
| 57 Jacob Peters          | 9.5  | 5    | 9   | 0.0  | 0.0 | 0   |
| 58 Zach Durham           | 6.5  | 5    | 3   | 0.0  | 2.0 | 0   |
| 5 Kenton Crews           | 6.0  | 4    | 4   | 0.0  | 0.0 | 0   |

| DEFENSE - FOREST PARK |     |      |     |      |     |     |
|-----------------------|-----|------|-----|------|-----|-----|
| Name                  | Tkl | Solo | Ast | Sack | TFL | Int |

|                       |     |   |   |     |     |   |
|-----------------------|-----|---|---|-----|-----|---|
| 50 Peyton Nix         | 5.0 | 4 | 2 | 0.0 | 0.0 | 0 |
| 23 Beau Harpenau      | 3.0 | 2 | 2 | 0.0 | 0.0 | 0 |
| 44 Ethan Griepenstroh | 3.0 | 2 | 2 | 0.0 | 0.0 | 0 |
| 4 Caleb Mulzer        | 2.5 | 1 | 3 | 0.0 | 0.0 | 0 |
| 55 Lane Burns         | 2.5 | 1 | 3 | 0.0 | 0.0 | 0 |
| 30 Brady Hile         | 2.5 | 2 | 1 | 0.0 | 0.0 | 0 |
| 3 Jack Fischer        | 2.5 | 2 | 1 | 1.0 | 0.0 | 0 |
| 10 Grant Doyle        | 2.5 | 2 | 1 | 0.0 | 0.0 | 0 |
| 59 Austin Decker      | 2.0 | 2 | 0 | 0.0 | 0.0 | 0 |
| 74 Spencer Buse       | 2.0 | 2 | 0 | 0.0 | 0.0 | 0 |
| 77 Kaden Schaefer     | 2.0 | 2 | 0 | 0.0 | 0.0 | 0 |
| 65 Bryer Bryant       | 1.5 | 1 | 1 | 0.0 | 0.0 | 0 |
| 24 Jacob Klueh        | 1.5 | 1 | 1 | 0.0 | 0.0 | 0 |
| 54 Eddison Peters     | 1.5 | 1 | 1 | 0.0 | 0.0 | 0 |
| 22 Malachi Yeager     | 1.0 | 1 | 0 | 0.0 | 0.0 | 0 |
| 2 Lukas Heeke         | 1.0 | 0 | 2 | 0.0 | 0.0 | 0 |
| 82 Brock Dellamuth    | 0.5 | 0 | 1 | 0.0 | 0.0 | 0 |
| 7 Evan Eaton          | 0.5 | 0 | 1 | 0.0 | 0.0 | 0 |
| 62 Nick Maddox        | 0.5 | 0 | 1 | 0.0 | 0.0 | 0 |

| KICKING - HERITAGE HILLS |    |     |    |     |
|--------------------------|----|-----|----|-----|
| Name                     | FG | FGA | XP | Pts |
| 14 Seth Bolin            | 0  | 0   | 5  | 5   |
| 1 Carson Leiberling      | 0  | 0   | 1  | 1   |

| KICKING - FOREST PARK |    |     |    |     |
|-----------------------|----|-----|----|-----|
| Name                  | FG | FGA | XP | Pts |

**PUNTING - HERITAGE HILLS**

| Name              | Num | Yds | Avg  | I20 |
|-------------------|-----|-----|------|-----|
| 42 Matthew Graham | 1   | 27  | 27.0 | 0   |

**PUNTING - FOREST PARK**

| Name              | Num | Yds | Avg  | I20 |
|-------------------|-----|-----|------|-----|
| 82 Bryce Theising | 2   | 20  | 10.0 | 0   |

**PUNT RETURNS - HERITAGE HILLS**

| Name                  | Att | Yds | Avg  | TD |
|-----------------------|-----|-----|------|----|
| 44 Ethan Griepenstroh | 1   | 17  | 17.0 | 0  |

**PUNT RETURNS - FOREST PARK**

| Name                | Att | Yds | Avg | TD |
|---------------------|-----|-----|-----|----|
| 28 Josh Franchville | 1   | 0   | 0.0 | 0  |

**KICKOFF RETURNS - HERITAGE HILLS**

| Name | Att | Yds | Avg | TD |
|------|-----|-----|-----|----|
|------|-----|-----|-----|----|

**KICKOFF RETURNS - FOREST PARK**

| Name                | Att | Yds | Avg  | TD |
|---------------------|-----|-----|------|----|
| 28 Josh Franchville | 3   | 38  | 12.7 | 0  |
| 21 Eli Knust        | 1   | 15  | 15.0 | 0  |

# Heritage Hills Defensive Cumulative Statistics

| DEFENSE                |               |      |        |            |     |          |               |
|------------------------|---------------|------|--------|------------|-----|----------|---------------|
| Name                   | Total Tackles | Solo | Assist | Sack - Yds | TFL | Safeties | Pass Breakups |
| #57 Jacob Peters       | 67.5          | 48   | 39     | 0 - 0      | 0   | 0        | 0             |
| #42 Matthew Graham     | 55            | 39   | 32     | 0 - 0      | 0   | 0        | 1             |
| #10 Grant Doyle        | 30.5          | 21   | 19     | 0 - 0      | 1   | 0        | 4             |
| #58 Zach Durham        | 29.5          | 19   | 21     | 3 - 10     | 3   | 0        | 2             |
| #44 Ethan Griepenstroh | 29            | 25   | 8      | 0 - 0      | 1   | 0        | 4             |
| #5 Kenton Crews        | 27            | 22   | 10     | 0 - 0      | 0   | 0        | 8             |
| #23 Beau Harpenau      | 26.5          | 21   | 11     | 2 - 16     | 5   | 0        | 0             |
| #55 Lane Burns         | 24            | 19   | 10     | 2 - 15     | 3   | 0        | 0             |
| #3 Jack Fischer        | 18.5          | 13   | 11     | 2 - 6      | 1   | 0        | 1             |
| #4 Caleb Mulzer        | 18.5          | 12   | 13     | 0 - 0      | 0   | 0        | 0             |
| #77 Kaden Schaefer     | 17.5          | 15   | 5      | 0 - 0      | 0   | 0        | 0             |
| #74 Spencer Buse       | 17.5          | 14   | 7      | 2 - 8      | 1   | 0        | 0             |
| #50 Peyton Nix         | 14            | 11   | 6      | 0 - 0      | 0   | 0        | 0             |
| #81 Gabe Hitz          | 13.5          | 11   | 5      | 0 - 0      | 0   | 0        | 1             |
| #2 Lukas Heeke         | 12            | 8    | 8      | 1 - 4      | 1   | 0        | 0             |
| #30 Brady Hile         | 10            | 8    | 4      | 0 - 0      | 0   | 0        | 0             |
| #24 Jacob Klueh        | 8             | 5    | 6      | 0 - 0      | 0   | 0        | 0             |
| #54 Eddison Peters     | 7             | 6    | 2      | 0 - 0      | 0   | 0        | 0             |
| #33 Tucker Gogel       | 5.5           | 5    | 1      | 0 - 0      | 0   | 0        | 1             |
| #88 Casey Miller       | 5.5           | 4    | 3      | 0 - 0      | 0   | 0        | 0             |
| #52 Trent Durham       | 4.5           | 3    | 3      | 0 - 0      | 0   | 0        | 0             |
| #22 Malachi Yeager     | 4             | 3    | 2      | 0 - 0      | 0   | 0        | 0             |
| #59 Austin Decker      | 3.5           | 3    | 1      | 0 - 0      | 1   | 0        | 0             |
| #65 Bryer Bryant       | 3.5           | 3    | 1      | 0 - 0      | 0   | 0        | 0             |
| #79 Jordan Schaefer    | 2.5           | 2    | 1      | 0 - 0      | 0   | 0        | 0             |
| #59 Austin Decker      | 2             | 2    | 0      | 0 - 0      | 0   | 0        | 0             |
| #64 Trevor Gogle       | 1.5           | 1    | 1      | 0 - 0      | 0   | 0        | 1             |
| #40 Adam Redmond       | 1.5           | 1    | 1      | 0 - 0      | 0   | 0        | 0             |
| #82 Brock Dellamuth    | 1             | 0    | 2      | 0 - 0      | 0   | 0        | 0             |
| #12 Jacob Masterson    | 1             | 1    | 0      | 0 - 0      | 0   | 0        | 0             |

|                   |     |   |   |       |   |   |   |
|-------------------|-----|---|---|-------|---|---|---|
| #51 Trenton Hale  | 1   | 1 | 0 | 0 - 0 | 0 | 0 | 0 |
| #56 Chase Zoglman | 1   | 1 | 0 | 0 - 0 | 1 | 0 | 0 |
| #7 Evan Eaton     | 0.5 | 0 | 1 | 0 - 0 | 0 | 0 | 2 |
| #62 Nick Maddox   | 0.5 | 0 | 1 | 0 - 0 | 0 | 0 | 0 |

| INTERCEPTIONS          |     |              |    |
|------------------------|-----|--------------|----|
| Name                   | Num | Return Yards | TD |
| #4 Caleb Mulzer        | 4   | 35           | 1  |
| #44 Ethan Griepenstroh | 2   | 25           | 0  |
| #30 Brady Hile         | 1   | 0            | 0  |
| #5 Kenton Crews        | 1   | 19           | 1  |
| #24 Jacob Klueh        | 1   | 45           | 1  |

| FUMBLES                |        |           |                |    |
|------------------------|--------|-----------|----------------|----|
| Name                   | Forced | Recovered | Recovery Yards | TD |
| #59 Austin Decker      | 1      | 0         | 0              | 0  |
| #52 Trent Durham       | 1      | 0         | 0              | 0  |
| #5 Kenton Crews        | 0      | 1         | (-10)          | 0  |
| #50 Peyton Nix         | 0      | 1         | 3              | 0  |
| #64 Trevor Gogle       | 0      | 1         | 1              | 0  |
| #44 Ethan Griepenstroh | 0      | 2         | 1              | 0  |
| #57 Jacob Peters       | 0      | 1         | 0              | 0  |
| #23 Beau Harpenau      | 0      | 1         | 2              | 0  |

# Heritage Hills Offensive Cumulative Statistics

| RUSHING                |   |     |     |      |    |      |
|------------------------|---|-----|-----|------|----|------|
| Name                   | G | Att | Yds | Avg  | TD | YPG  |
| #5 Kenton Crews        | 8 | 73  | 572 | 7.8  | 10 | 71.5 |
| #42 Matthew Graham     | 8 | 37  | 272 | 7.4  | 2  | 34.0 |
| #44 Ethan Griepenstroh | 8 | 64  | 248 | 3.9  | 6  | 31.0 |
| #4 Caleb Mulzer        | 8 | 36  | 128 | 3.6  | 1  | 16.0 |
| #22 Malachi Yeager     | 8 | 13  | 72  | 5.5  | 1  | 9.0  |
| #40 Adam Redmond       | 8 | 3   | 54  | 18.0 | 1  | 6.8  |
| #12 Jacob Masterson    | 8 | 6   | 29  | 4.8  | 0  | 3.6  |
| #15 Caleb Keller       | 8 | 8   | 28  | 3.5  | 0  | 3.5  |
| #2 Lukas Heeke         | 8 | 6   | 23  | 3.8  | 0  | 2.9  |
| #10 Grant Doyle        | 8 | 4   | 14  | 3.5  | 1  | 1.8  |
| #24 Jacob Klueh        | 8 | 1   | 5   | 5.0  | 0  | 0.6  |
| #3 Jack Fischer        | 8 | 1   | 3   | 3.0  | 0  | 0.4  |

| PASSING             |   |     |     |     |    |     |       |       |       |
|---------------------|---|-----|-----|-----|----|-----|-------|-------|-------|
| Name                | G | Cmp | Att | Yds | TD | Int | YPG   | Pct   | QBR   |
| #4 Caleb Mulzer     | 8 | 57  | 101 | 833 | 7  | 5   | 104.1 | 56.4% | 138.7 |
| #12 Jacob Masterson | 8 | 3   | 5   | 65  | 1  | 0   | 8.1   | 60.0% | 235.2 |
| #88 Casey Miller    | 8 | 0   | 1   | 0   | 0  | 0   | 0.0   | 0.0%  | 0.0   |



**RECEIVING**

| <b>Name</b>            | <b>G</b> | <b>Rec</b> | <b>Yds</b> | <b>Avg</b> | <b>TD</b> | <b>YPG</b> |
|------------------------|----------|------------|------------|------------|-----------|------------|
| #5 Kenton Crews        | 8        | 17         | 298        | 17.5       | 4         | 37.3       |
| #81 Gabe Hitz          | 8        | 9          | 192        | 21.3       | 1         | 24.0       |
| #3 Jack Fischer        | 8        | 12         | 175        | 14.6       | 1         | 21.9       |
| #2 Lukas Heeke         | 8        | 2          | 61         | 30.5       | 1         | 7.6        |
| #42 Matthew Graham     | 8        | 5          | 57         | 11.4       | 1         | 7.1        |
| #10 Grant Doyle        | 8        | 4          | 48         | 12.0       | 0         | 6.0        |
| #44 Ethan Griepenstroh | 8        | 7          | 36         | 5.1        | 0         | 4.5        |
| #33 Tucker Gogel       | 8        | 3          | 27         | 9.0        | 0         | 3.4        |
| #40 Adam Redmond       | 8        | 1          | 4          | 4.0        | 0         | 0.5        |
| #30 Brady Hile         | 8        | 0          | 0          | 0.0        | 0         | 0.0        |
| #82 Brock Dellamuth    | 8        | 0          | 0          | 0.0        | 0         | 0.0        |

**FUMBLES**

| <b>Name</b>            | <b>Fumbles Recoveries</b> | <b>Fumbles Lost</b> |
|------------------------|---------------------------|---------------------|
| #5 Kenton Crews        | 1                         | 1                   |
| #50 Peyton Nix         | 1                         | 0                   |
| #64 Trevor Gogle       | 1                         | 0                   |
| #44 Ethan Griepenstroh | 2                         | 0                   |
| #57 Jacob Peters       | 1                         | 0                   |
| #81 Gabe Hitz          | 0                         | 1                   |
| #23 Beau Harpenau      | 1                         | 0                   |

**TOTAL OFFENSE**

| <b>Name</b>            | <b>G</b> | <b>Plays</b> | <b>Rush - Yards</b> | <b>Pass - Yards</b> | <b>TGT - Rec - Yards</b> | <b>Total Yards</b> | <b>YPG</b> |
|------------------------|----------|--------------|---------------------|---------------------|--------------------------|--------------------|------------|
| #4 Caleb Mulzer        | 8        | 137          | 36 - 128            | 101 - 833           | 0 - 0 - 0                | 961                | 120.1      |
| #5 Kenton Crews        | 8        | 73           | 73 - 572            | 0 - 0               | 29 - 17 - 298            | 870                | 108.8      |
| #42 Matthew Graham     | 8        | 37           | 37 - 272            | 0 - 0               | 9 - 5 - 57               | 329                | 41.1       |
| #44 Ethan Griepenstroh | 8        | 64           | 64 - 248            | 0 - 0               | 10 - 7 - 36              | 284                | 35.5       |
| #81 Gabe Hitz          | 8        | 0            | 0 - 0               | 0 - 0               | 24 - 9 - 192             | 192                | 24.0       |
| #3 Jack Fischer        | 8        | 1            | 1 - 3               | 0 - 0               | 20 - 12 - 175            | 178                | 22.3       |
| #12 Jacob Masterson    | 8        | 11           | 6 - 29              | 5 - 65              | 0 - 0 - 0                | 94                 | 11.8       |
| #2 Lukas Heeke         | 8        | 6            | 6 - 23              | 0 - 0               | 3 - 2 - 61               | 84                 | 10.5       |
| #22 Malachi Yeager     | 8        | 13           | 13 - 72             | 0 - 0               | 0 - 0 - 0                | 72                 | 9.0        |
| #10 Grant Doyle        | 8        | 4            | 4 - 14              | 0 - 0               | 5 - 4 - 48               | 62                 | 7.8        |
| #40 Adam Redmond       | 8        | 3            | 3 - 54              | 0 - 0               | 1 - 1 - 4                | 58                 | 7.3        |
| #15 Caleb Keller       | 8        | 8            | 8 - 28              | 0 - 0               | 0 - 0 - 0                | 28                 | 3.5        |
| #33 Tucker Gogel       | 8        | 0            | 0 - 0               | 0 - 0               | 3 - 3 - 27               | 27                 | 3.4        |
| #24 Jacob Klueh        | 8        | 1            | 1 - 5               | 0 - 0               | 0 - 0 - 0                | 5                  | 0.6        |
| #30 Brady Hile         | 8        | 0            | 0 - 0               | 0 - 0               | 2 - 0 - 0                | 0                  | 0.0        |
| #88 Casey Miller       | 8        | 1            | 0 - 0               | 1 - 0               | 0 - 0 - 0                | 0                  | 0.0        |
| #82 Brock Dellamuth    | 8        | 0            | 0 - 0               | 0 - 0               | 1 - 0 - 0                | 0                  | 0.0        |

**ALL PURPOSE YARDS**

| <b>Name</b>            | <b>G</b> | <b>Rush</b> | <b>Rec</b> | <b>KR</b> | <b>PR</b> | <b>Int</b> | <b>FR</b> | <b>Total</b> | <b>YPG</b> |
|------------------------|----------|-------------|------------|-----------|-----------|------------|-----------|--------------|------------|
| #5 Kenton Crews        | 8        | 572         | 298        | 70        | 169       | 19         | (-10)     | 1118         | 139.8      |
| #44 Ethan Griepenstroh | 8        | 248         | 36         | 57        | 30        | 25         | 1         | 397          | 49.6       |
| #42 Matthew Graham     | 8        | 272         | 57         | 0         | 0         | 0          | 0         | 329          | 41.1       |
| #81 Gabe Hitz          | 8        | 0           | 192        | 0         | 0         | 0          | 0         | 192          | 24.0       |
| #3 Jack Fischer        | 8        | 3           | 175        | 0         | 0         | 0          | 0         | 178          | 22.3       |
| #4 Caleb Mulzer        | 8        | 134         | 0          | 0         | 0         | 35         | 0         | 169          | 21.1       |
| #10 Grant Doyle        | 8        | 14          | 48         | 70        | 0         | 0          | 0         | 132          | 16.5       |
| #2 Lukas Heeke         | 8        | 23          | 61         | 0         | 9         | 0          | 0         | 93           | 11.6       |
| #22 Malachi Yeager     | 8        | 82          | 0          | 0         | 0         | 0          | 0         | 82           | 10.3       |
| #40 Adam Redmond       | 8        | 54          | 4          | 8         | 0         | 0          | 0         | 66           | 8.3        |
| #24 Jacob Klueh        | 8        | 5           | 0          | 0         | 0         | 45         | 0         | 50           | 6.3        |
| #15 Caleb Keller       | 8        | 30          | 0          | 0         | 0         | 0          | 0         | 30           | 3.8        |
| #12 Jacob Masterson    | 8        | 29          | 0          | 0         | 0         | 0          | 0         | 29           | 3.6        |
| #33 Tucker Gogel       | 8        | 0           | 27         | 0         | 0         | 0          | 0         | 27           | 3.4        |
| #50 Peyton Nix         | 8        | 0           | 0          | 0         | 0         | 0          | 3         | 3            | 0.4        |
| #23 Beau Harpenau      | 8        | 0           | 0          | 0         | 0         | 0          | 2         | 2            | 0.3        |
| #64 Trevor Gogle       | 8        | 0           | 0          | 0         | 0         | 0          | 1         | 1            | 0.1        |

**SCORING**

| <b>Name</b>            | <b>TD</b> | <b>FG</b> | <b>Kick PAT</b> | <b>2pt PAT</b> | <b>Pts</b> |
|------------------------|-----------|-----------|-----------------|----------------|------------|
| #5 Kenton Crews        | 17        | 0         | 0               | 0              | 102        |
| #44 Ethan Griepenstroh | 6         | 0         | 0               | 1              | 38         |
| #14 Seth Bolin         | 0         | 3         | 28              | 0              | 37         |
| #42 Matthew Graham     | 3         | 0         | 0               | 0              | 18         |
| #4 Caleb Mulzer        | 2         | 0         | 0               | 0              | 12         |
| #3 Jack Fischer        | 1         | 0         | 0               | 0              | 6          |
| #40 Adam Redmond       | 1         | 0         | 0               | 0              | 6          |
| #81 Gabe Hitz          | 1         | 0         | 0               | 0              | 6          |
| #10 Grant Doyle        | 1         | 0         | 0               | 0              | 6          |
| #2 Lukas Heeke         | 1         | 0         | 0               | 0              | 6          |
| #24 Jacob Klueh        | 1         | 0         | 0               | 0              | 6          |
| #22 Malachi Yeager     | 1         | 0         | 0               | 0              | 6          |
| #1 Carson Leiberling   | 0         | 0         | 1               | 0              | 1          |
| #9 Adrianna Oxley      | 0         | 0         | 1               | 0              | 1          |

# Heritage Hills Special Team Cumulative Statistics

| KICKING              |       |       |       |       |       |       |         |
|----------------------|-------|-------|-------|-------|-------|-------|---------|
| Name                 | FGM-A | 0-19  | 20-29 | 30-39 | 40-49 | 50+   | XPM-A   |
| #14 Seth Bolin       | 3 - 4 | 0 - 0 | 1 - 1 | 2 - 2 | 0 - 1 | 0 - 0 | 28 - 30 |
| #1 Carson Leiberling | 0 - 0 | 0 - 0 | 0 - 0 | 0 - 0 | 0 - 0 | 0 - 0 | 1 - 1   |
| #9 Adrianna Oxley    | 0 - 0 | 0 - 0 | 0 - 0 | 0 - 0 | 0 - 0 | 0 - 0 | 1 - 3   |

| KICKOFFS             |     |      |      |            |
|----------------------|-----|------|------|------------|
| Name                 | Num | Yds  | Avg  | Touchbacks |
| #14 Seth Bolin       | 44  | 2391 | 54.3 | 17         |
| #1 Carson Leiberling | 1   | 53   | 53.0 | 0          |


| PUNTING            |     |     |      |     |     |            |              |
|--------------------|-----|-----|------|-----|-----|------------|--------------|
| Name               | Num | Yds | Avg  | I20 | Blk | Touchbacks | Fair Catches |
| #5 Kenton Crews    | 19  | 680 | 35.8 | 5   | 1   | 1          | 4            |
| #42 Matthew Graham | 6   | 192 | 32.0 | 1   | 0   | 1          | 0            |

| KICK RETURNS           |     |     |      |    |  |
|------------------------|-----|-----|------|----|--|
| Name                   | Num | Yds | Avg  | TD |  |
| #5 Kenton Crews        | 3   | 70  | 23.3 | 0  |  |
| #10 Grant Doyle        | 6   | 70  | 11.7 | 0  |  |
| #44 Ethan Griepenstroh | 2   | 57  | 28.5 | 0  |  |
| #40 Adam Redmond       | 1   | 8   | 8.0  | 0  |  |
| #30 Brady Hile         | 2   | 0   | 0.0  | 0  |  |

| PUNT RETURNS           |     |     |      |    |
|------------------------|-----|-----|------|----|
| Name                   | Num | Yds | Avg  | TD |
| #5 Kenton Crews        | 5   | 171 | 34.2 | 2  |
| #44 Ethan Griepenstroh | 4   | 30  | 7.5  | 0  |
| #2 Lukas Heeke         | 1   | 9   | 9.0  | 0  |

# Team Cumulative Defensive Statistics


Heritage Hills Varsity Football 2015

| HERITAGE HILLS (7 - 1) |   |           |
|------------------------|---|-----------|
|                        |  Your Team | Opponents |
| Sacks                  | 12  | 0         |
| Yards                  | 59  | 0         |
| Interceptions          | 9   | 5         |
| Yards                  | 124   | 47        |
| Touchdowns             | 3   | 1         |
| Fumbles                |   |           |
| Forced                 | 3   | 1         |
| Recovered              | 6   | 2         |
| Yards                  | (-2)  | (-18)     |
| Turnover Return Yards  | 122   | 29        |
| Pass Break Ups         | 26  | 0         |
| Safeties               | 0   | 0         |

| TURNOVER BREAKDOWN |     |       |          |     |       |      |
|--------------------|-----|-------|----------|-----|-------|------|
| TAKEAWAY           |     |       | GIVEAWAY |     |       |      |
| INT                | FUM | TOTAL | INT      | FUM | TOTAL | DIFF |
| 9                  | 6   | 15    | 5        | 2   | 7     | 8    |

# Team Cumulative Offensive Statistics

Heritage Hills Varsity Football 2015

| HERITAGE HILLS (7 - 1)           |   |                |
|----------------------------------|---|----------------|
|                                  |  Your Team | Opponents      |
| Scoring                          | 251   | 94             |
| Points Per Game                  | 31.4  | 11.8           |
| Downs                            |   |                |
| First Downs                      | 102   | 112            |
| First Downs - Rushing            | 57  | 66             |
| First Downs - Passing            | 34  | 39             |
| First Downs - Penalties          | 11  | 7              |
| Third Down Conversions/Attempts  | 25/79 (31.6%)   | 39/106 (36.8%) |
| Fourth Down Conversions/Attempts | 9/22 (40.9%)  | 9/28 (32.1%)   |
| Turnovers                        | 7   | 15             |
| Rushing                          | 1448  | 1103           |
| Attempts                         | 252   | 312            |
| Average Per Rush                 | 5.7   | 3.5            |
| Average Per Game                 | 181.0   | 137.9          |
| Rushing TDs                      | 22  | 7              |
| Passing                          | 898   | 903            |
| Completions- Attempts            | 60 - 107  | 64 - 144       |
| Avg Per Attempt                  | 8.4   | 6.3            |
| Avg Per Completion               | 15.0  | 14.1           |
| Avg Per Game                     | 112.3   | 112.9          |
| Passing TDs                      | 8   | 5              |
| Interceptions                    | 5   | 9              |
| Fumbles - Lost                   | 3 - 2   | 9 - 6          |
| Total Offense                    | 2346  | 2006           |
| Total Plays                      | 359   | 456            |
| Average per Play                 | 6.5   | 4.4            |
| Average Per Game                 | 293.3   | 250.8          |
| Big Plays (>20 yds)              | 36  | 27             |
| Time of Possession               | 03:00:34  | 03:23:26       |
| Penalties - Yards                | 34 - 285  | 36 - 320       |


**TURNOVER BREAKDOWN**

| <b>TAKEAWAY</b> |            |              | <b>GIVEAWAY</b> |            |              |             |
|-----------------|------------|--------------|-----------------|------------|--------------|-------------|
| <b>INT</b>      | <b>FUM</b> | <b>TOTAL</b> | <b>INT</b>      | <b>FUM</b> | <b>TOTAL</b> | <b>DIFF</b> |
| 9               | 6          | 15           | 5               | 2          | 7            | 8           |



# Team Cumulative Special Teams Statistics

Heritage Hills Varsity Football 2015

| HERITAGE HILLS (7 - 1)                 |   |           |
|--|---|-----------|
|  |  Your Team | Opponents |
| Kickoff Returns                        | 14  | 28        |
| Yards                                  | 205   | 438       |
| Average Per Attempt                    | 14.6  | 15.6      |
| Kickoff Return TDs                     | 0   | 0         |
| Kickoffs                               | 46  | 19        |
| Yards                                  | 2444  | 775       |
| Average                                | 53.1  | 40.8      |
| Touchbacks                             | 17  | 3         |
| Punt Returns                           | 15  | 16        |
| Yards                                  | 208   | 73        |
| Fair Catches                           | 0   | 0         |
| Average Per Attempt                    | 13.9  | 4.6       |
| Punt Return TDs                        | 2   | 0         |
| Punts                                  | 25  | 34        |
| Yards                                  | 872   | 869       |
| Punting Touchbacks                     | 2   | 1         |
| Average Yards Per Punt                 | 34.9  | 25.6      |
| Punts Blocked                          | 2   | 2         |
| Field Goals Made - Attempted           | 3 - 4   | 1 - 1     |
| 0-19                                   | 0 - 0   | 0 - 0     |
| 20-29                                  | 1 - 1   | 0 - 0     |
| 30-39                                  | 2 - 2   | 1 - 1     |
| 40-49                                  | 0 - 1   | 0 - 0     |
| 50+                                    | 0 - 0   | 0 - 0     |
| PAT Made - Attempted                   | 30 - 34   | 13 - 13   |
| Two Point Conversions Made - Attempted | 1 - 1   | 0 - 0     |