

Box Score Report

Mount Vernon Boys Varsity Football @ Heritage Hills Boys Varsity Football -

8/19/2016 7:00 PM

| BOX SCORE | | | | | |
|----------------|---|---|---|---|----|
| Team | 1 | 2 | 3 | 4 | T |
| Mount Vernon | 0 | 6 | 0 | 0 | 6 |
| Heritage Hills | 8 | 0 | 0 | 7 | 15 |

| SCORING PLAYS | | | | | |
|----------------|---------|-------|---|-----|-----|
| Team | Quarter | Time | Scoring Play | MOU | HER |
| Heritage Hills | 1 | 03:13 | #42 MATTHEW GRAHAM runs for 3 yards. Touchdown! (Two point conversion pass by #1 CASEY MILLER to #44 ETHAN GRIEPENSTROH good) | 0 | 8 |
| Mount Vernon | 2 | 02:31 | #11 Maier pass complete to #12 Thomas for 24 yards. Touchdown! (Two point conversion run by #11 Maier no good) | 6 | 8 |
| Mount Vernon | 4 | 04:24 | #11 Maier pass intended for #12 Thomas. Intercepted by #15 CALEB KELLER. (Point after kick by #4 CARSON LEIBERING good) | 6 | 15 |

| TEAM STAT COMPARISON | | |
|-------------------------------------|--------------|----------------|
| | Mount Vernon | Heritage Hills |
| Total Offense | 215 | 108 |
| Number of Plays | 53 | 35 |
| Yards per Play | 4.1 | 3.1 |
| Passing | 98 | 22 |
| Completions - Attempts | 11 - 19 | 4 - 8 |
| Yards per Pass | 8.9 | 5.5 |
| Touchdowns - Interceptions | 1 - 1 | 0 - 1 |
| Rushing | 117 | 86 |
| Rushing Attempts | 34 | 27 |
| Yards per Rush | 3.4 | 3.2 |
| Receiving | 98 | 22 |
| Receiving Completions | 11 | 4 |
| Yards per Catch | 8.9 | 5.5 |
| Penalties - Yards | 1 - 5 | 2 - 15 |
| Turnovers | 1 | 1 |
| Fumbles - Lost | 1 - 0 | 0 - 0 |
| Interceptions Thrown | 1 | 1 |
| Punting Attempts - Average Distance | 4 - 33.8 | 5 - 36.0 |
| Defensive Sacks - Yards | 0 - 0 | 1 - 2 |
| Time of Possession | 00:25:35 | 00:22:25 |
| Downs | | |
| First Downs | 13 | 6 |
| First Downs - Rushing | 7 | 5 |
| First Downs - Passing | 6 | 1 |
| First Downs - Penalties | 0 | 0 |
| Third Down Conversions/Attempts | 7/13 (53.8%) | 4/10 (40.0%) |
| Fourth Down Conversions/Attempts | 0/2 (0.0%) | 0/1 (0.0%) |

| PASSING - MOUNT VERNON | | | | | |
|------------------------|-----|-----|-----|----|-----|
| Name | Cmp | Att | Yds | TD | Int |
| 11 Maier | 11 | 19 | 98 | 1 | 1 |

| PASSING - HERITAGE HILLS | | | | | |
|--------------------------|-----|-----|-----|----|-----|
| Name | Cmp | Att | Yds | TD | Int |
| 1 CASEY MILLER | 3 | 6 | 16 | 0 | 1 |
| 9 KENDELL CARTER | 1 | 1 | 6 | 0 | 0 |
| 5 CADE JONES | 0 | 1 | 0 | 0 | 0 |

| RUSHING - MOUNT VERNON | | | | |
|------------------------|-----|-----|-----|----|
| Name | Att | Yds | Avg | TD |
| 11 Maier | 15 | 54 | 3.6 | 0 |
| 32 West | 9 | 35 | 3.9 | 0 |
| 7 Wilkerson | 7 | 22 | 3.1 | 0 |
| 12 Thomas | 3 | 6 | 2.0 | 0 |

| RUSHING - HERITAGE HILLS | | | | |
|--------------------------|-----|-----|------|----|
| Name | Att | Yds | Avg | TD |
| 42 MATTHEW GRAHAM | 9 | 69 | 7.7 | 1 |
| 44 ETHAN GRIEPENSTROH | 9 | 41 | 4.6 | 0 |
| 9 KENDELL CARTER | 2 | 3 | 1.5 | 0 |
| 40 ADAM REDMOND | 1 | 1 | 1.0 | 0 |
| 22 MALACHI YEAGER | 1 | -2 | -2.0 | 0 |
| 1 CASEY MILLER | 5 | -26 | -5.2 | 0 |

| RECEIVING - MOUNT VERNON | | | | |
|--------------------------|-----|-----|------|----|
| Name | Rec | Yds | Avg | TD |
| 12 Thomas | 6 | 69 | 11.5 | 1 |
| 23 T Curtis | 2 | 14 | 7.0 | 0 |
| 2 N Curtis | 2 | 13 | 6.5 | 0 |
| 7 Wilkerson | 1 | 2 | 2.0 | 0 |

| RECEIVING - HERITAGE HILLS | | | | |
|----------------------------|-----|-----|-----|----|
| Name | Rec | Yds | Avg | TD |
| 44 ETHAN GRIEPENSTROH | 1 | 9 | 9.0 | 0 |
| 23 BEAU HARPENAU | 1 | 6 | 6.0 | 0 |
| 42 MATTHEW GRAHAM | 1 | 5 | 5.0 | 0 |
| 81 GABE HITZ | 1 | 2 | 2.0 | 0 |

| DEFENSE - MOUNT VERNON | | | | | | |
|------------------------|-----|------|-----|------|-----|-----|
| Name | Tkl | Solo | Ast | Sack | TFL | Int |
| 7 Wilkerson | 0.0 | 0 | 0 | 0.0 | 0.0 | 1 |

| DEFENSE - HERITAGE HILLS | | | | | | |
|--------------------------|-----|------|-----|------|-----|-----|
| Name | Tkl | Solo | Ast | Sack | TFL | Int |
| 66 SPENCER BUSE | 8.5 | 4 | 9 | 1.0 | 1.0 | 0 |
| 54 EDDISON PETERS | 6.0 | 3 | 6 | 0.0 | 0.0 | 0 |
| 81 GABE HITZ | 5.5 | 3 | 5 | 0.0 | 0.0 | 0 |
| 59 AUSTIN DECKER | 5.5 | 4 | 3 | 0.0 | 0.0 | 0 |
| 85 LUKAS HEEKE | 5.0 | 4 | 2 | 0.0 | 0.0 | 0 |
| 44 ETHAN GRIEPENSTROH | 3.5 | 2 | 3 | 0.0 | 1.0 | 0 |
| 15 CALEB KELLER | 3.0 | 3 | 0 | 0.0 | 0.0 | 1 |
| 10 GRANT DOYLE | 3.0 | 2 | 2 | 0.0 | 0.0 | 0 |
| 23 BEAU HARPENAU | 2.5 | 2 | 1 | 0.0 | 1.0 | 0 |
| 7 EVAN EATON | 2.5 | 1 | 3 | 0.0 | 0.0 | 0 |
| 42 MATTHEW GRAHAM | 2.0 | 0 | 4 | 0.0 | 0.0 | 0 |
| 22 MALACHI YEAGER | 1.0 | 1 | 0 | 0.0 | 0.0 | 0 |
| 40 ADAM REDMOND | 1.0 | 1 | 0 | 0.0 | 0.0 | 0 |
| 52 TRENT DURHAM | 1.0 | 0 | 2 | 0.0 | 0.0 | 0 |
| 62 NICK MADDOX | 0.5 | 0 | 1 | 0.0 | 0.0 | 0 |
| 63 ALBERTO LOPEZ | 0.5 | 0 | 1 | 0.0 | 0.0 | 0 |

| KICKING - MOUNT VERNON | | | | |
|------------------------|----|-----|----|-----|
| Name | FG | FGA | XP | Pts |
| | | | | |

| KICKING - HERITAGE HILLS | | | | |
|--------------------------|----|-----|----|-----|
| Name | FG | FGA | XP | Pts |
| 4 CARSON LEIBERING | 0 | 0 | 1 | 1 |

| PUNTING - MOUNT VERNON | | | | |
|------------------------|-----|-----|------|-----|
| Name | Num | Yds | Avg | I20 |
| 11 Maier | 4 | 135 | 33.8 | 0 |

| PUNTING - HERITAGE HILLS | | | | |
|--------------------------|-----|-----|------|-----|
| Name | Num | Yds | Avg | I20 |
| 42 MATTHEW GRAHAM | 5 | 180 | 36.0 | 0 |

PUNT RETURNS - MOUNT VERNON

| Name | Att | Yds | Avg | TD |
|----------------|-----|-----|------|----|
| 23 T Curtis | 1 | 3 | 3.0 | 0 |
| 12 Thomas | 1 | -3 | -3.0 | 0 |

PUNT RETURNS - HERITAGE HILLS

| Name | Att | Yds | Avg | TD |
|--------------------------|-----|-----|-----|----|
| 44 ETHAN GRIEPENSTROH | 1 | 3 | 3.0 | 0 |
| 42 MATTHEW GRAHAM | 1 | 0 | 0.0 | 0 |

KICKOFF RETURNS - MOUNT VERNON

| Name | Att | Yds | Avg | TD |
|----------------|-----|-----|------|----|
| 23 T Curtis | 3 | 42 | 14.0 | 0 |

KICKOFF RETURNS - HERITAGE HILLS

| Name | Att | Yds | Avg | TD |
|-----------------------|-----|-----|------|----|
| 15 CALEB KELLER | 1 | 39 | 39.0 | 0 |
| 30 BRADY HILE | 1 | 0 | 0.0 | 0 |

Defensive Cumulative Statistics

Heritage Hills Varsity Football 2016

| DEFENSE | | | | | | | |
|------------------------|---------------|------|--------|------------|-----|----------|---------------|
| Name | Total Tackles | Solo | Assist | Sack - Yds | TFL | Safeties | Pass Breakups |
| #66 SPENCER BUSE | 8.5 | 4 | 9 | 1 - 2 | 1 | 0 | 0 |
| #54 EDDISON PETERS | 6 | 3 | 6 | 0 - 0 | 0 | 0 | 0 |
| #59 AUSTIN DECKER | 5.5 | 4 | 3 | 0 - 0 | 0 | 0 | 0 |
| #81 GABE HITZ | 5.5 | 3 | 5 | 0 - 0 | 0 | 0 | 0 |
| #85 LUKAS HEEKE | 5 | 4 | 2 | 0 - 0 | 0 | 0 | 0 |
| #44 ETHAN GRIEPENSTROH | 3.5 | 2 | 3 | 0 - 0 | 1 | 0 | 2 |
| #10 GRANT DOYLE | 3 | 2 | 2 | 0 - 0 | 0 | 0 | 0 |
| #15 CALEB KELLER | 3 | 3 | 0 | 0 - 0 | 0 | 0 | 0 |
| #7 EVAN EATON | 2.5 | 1 | 3 | 0 - 0 | 0 | 0 | 1 |
| #23 BEAU HARPENAU | 2.5 | 2 | 1 | 0 - 0 | 1 | 0 | 1 |
| #42 MATTHEW GRAHAM | 2 | 0 | 4 | 0 - 0 | 0 | 0 | 0 |
| #52 TRENT DURHAM | 1 | 0 | 2 | 0 - 0 | 0 | 0 | 0 |
| #22 MALACHI YEAGER | 1 | 1 | 0 | 0 - 0 | 0 | 0 | 0 |
| #40 ADAM REDMOND | 1 | 1 | 0 | 0 - 0 | 0 | 0 | 0 |
| #62 NICK MADDOX | 0.5 | 0 | 1 | 0 - 0 | 0 | 0 | 0 |
| #63 ALBERTO LOPEZ | 0.5 | 0 | 1 | 0 - 0 | 0 | 0 | 0 |

| INTERCEPTIONS | | | |
|------------------|-----|--------------|----|
| Name | Num | Return Yards | TD |
| #15 CALEB KELLER | 1 | 90 | 1 |

| DEFENSIVE FUMBLES | | | | |
|-------------------|--------|-----------|----------------|----|
| Name | Forced | Recovered | Recovery Yards | TD |

Offensive Cumulative Statistics

Heritage Hills Varsity Football 2016

| RUSHING | | | | | | |
|------------------------|---|-----|-------|--------|----|---------|
| Name | G | Att | Yds | Avg | TD | YPG |
| #42 MATTHEW GRAHAM | 1 | 9 | 69 | 7.7 | 1 | 69.0 |
| #44 ETHAN GRIEPENSTROH | 1 | 9 | 41 | 4.6 | 0 | 41.0 |
| #9 KENDELL CARTER | 1 | 2 | 3 | 1.5 | 0 | 3.0 |
| #40 ADAM REDMOND | 1 | 1 | 1 | 1.0 | 0 | 1.0 |
| #22 MALACHI YEAGER | 1 | 1 | (-2) | (-2.0) | 0 | (-2.0) |
| #1 CASEY MILLER | 1 | 5 | (-26) | (-5.2) | 0 | (-26.0) |

| PASSING | | | | | | | | | |
|-------------------|---|-----|-----|-----|----|-----|------|--------|-------|
| Name | G | Cmp | Att | Yds | TD | Int | YPG | Pct | QBR |
| #1 CASEY MILLER | 1 | 3 | 6 | 16 | 0 | 1 | 16.0 | 50.0% | 39.1 |
| #9 KENDELL CARTER | 1 | 1 | 1 | 6 | 0 | 0 | 6.0 | 100.0% | 150.4 |
| #5 CADE JONES | 1 | 0 | 1 | 0 | 0 | 0 | 0.0 | 0.0% | 0.0 |

| RECEIVING | | | | | | |
|------------------------|---|-----|-----|-----|----|-----|
| Name | G | Rec | Yds | Avg | TD | YPG |
| #44 ETHAN GRIEPENSTROH | 1 | 1 | 9 | 9.0 | 0 | 9.0 |
| #23 BEAU HARPENAU | 1 | 1 | 6 | 6.0 | 0 | 6.0 |
| #42 MATTHEW GRAHAM | 1 | 1 | 5 | 5.0 | 0 | 5.0 |
| #81 GABE HITZ | 1 | 1 | 2 | 2.0 | 0 | 2.0 |

| TOTAL OFFENSE | | | | | | | |
|------------------------|---|-------|--------------|--------------|-------------------|-------------|---------|
| Name | G | Plays | Rush - Yards | Pass - Yards | TGT - Rec - Yards | Total Yards | YPG |
| #42 MATTHEW GRAHAM | 1 | 9 | 9 - 69 | 0 - 0 | 1 - 1 - 5 | 74 | 74.0 |
| #44 ETHAN GRIEPENSTROH | 1 | 9 | 9 - 41 | 0 - 0 | 3 - 1 - 9 | 50 | 50.0 |
| #9 KENDELL CARTER | 1 | 3 | 2 - 3 | 1 - 6 | 0 - 0 - 0 | 9 | 9.0 |
| #23 BEAU HARPENAU | 1 | 0 | 0 - 0 | 0 - 0 | 1 - 1 - 6 | 6 | 6.0 |
| #81 GABE HITZ | 1 | 0 | 0 - 0 | 0 - 0 | 2 - 1 - 2 | 2 | 2.0 |
| #40 ADAM REDMOND | 1 | 1 | 1 - 1 | 0 - 0 | 0 - 0 - 0 | 1 | 1.0 |
| #5 CADE JONES | 1 | 1 | 0 - 0 | 1 - 0 | 0 - 0 - 0 | 0 | 0.0 |
| #22 MALACHI YEAGER | 1 | 1 | 1 - (-2) | 0 - 0 | 0 - 0 - 0 | (-2) | (-2.0) |
| #1 CASEY MILLER | 1 | 11 | 5 - (-26) | 6 - 16 | 0 - 0 - 0 | (-10) | (-10.0) |

| ALL PURPOSE YARDS | | | | | | | | | |
|------------------------|---|------|-----|----|----|-----|----|-------|-------|
| Name | G | Rush | Rec | KR | PR | Int | FR | Total | YPG |
| #15 CALEB KELLER | 1 | 0 | 0 | 39 | 0 | 90 | 0 | 129 | 129.0 |
| #42 MATTHEW GRAHAM | 1 | 69 | 5 | 0 | 0 | 0 | 0 | 74 | 74.0 |
| #44 ETHAN GRIEPENSTROH | 1 | 41 | 9 | 0 | 3 | 0 | 0 | 53 | 53.0 |
| #23 BEAU HARPENAU | 1 | 0 | 6 | 0 | 0 | 0 | 0 | 6 | 6.0 |
| #9 KENDELL CARTER | 1 | 3 | 0 | 0 | 0 | 0 | 0 | 3 | 3.0 |
| #81 GABE HITZ | 1 | 0 | 2 | 0 | 0 | 0 | 0 | 2 | 2.0 |
| #40 ADAM REDMOND | 1 | 1 | 0 | 0 | 0 | 0 | 0 | 1 | 1.0 |

| SCORING | | | | | |
|------------------------|----|----|----------|---------|-----|
| Name | TD | FG | Kick PAT | 2pt PAT | Pts |
| #15 CALEB KELLER | 1 | 0 | 0 | 0 | 6 |
| #42 MATTHEW GRAHAM | 1 | 0 | 0 | 0 | 6 |
| #44 ETHAN GRIEPENSTROH | 0 | 0 | 0 | 1 | 2 |
| #4 CARSON LEIBERIN | 0 | 0 | 1 | 0 | 1 |

Special Team Cumulative Statistics

Heritage Hills Varsity Football 2016

| KICKING | | | | | | | |
|------------------------|-------|-------|-------|-------|-------|-------|-------|
| Name | FGM-A | 0-19 | 20-29 | 30-39 | 40-49 | 50+ | XPM-A |
| #4 CARSON LEIBERING | 0 - 0 | 0 - 0 | 0 - 0 | 0 - 0 | 0 - 0 | 0 - 0 | 1 - 1 |

| KICKOFFS | | | | |
|------------------------|-----|-----|------|------------|
| Name | Num | Yds | Avg | Touchbacks |
| #4 CARSON LEIBERING | 3 | 155 | 51.7 | 0 |


| PUNTING | | | | | | | |
|-----------------------|-----|-----|------|-----|-----|------------|--------------|
| Name | Num | Yds | Avg | I20 | Blk | Touchbacks | Fair Catches |
| #42 MATTHEW GRAHAM | 5 | 180 | 36.0 | 0 | 0 | 1 | 0 |

| KICK RETURNS | | | | |
|------------------|-----|-----|------|----|
| Name | Num | Yds | Avg | TD |
| #15 CALEB KELLER | 1 | 39 | 39.0 | 0 |
| #30 BRADY HILE | 1 | 0 | 0.0 | 0 |

| PUNT RETURNS | | | | |
|---------------------------|-----|-----|-----|----|
| Name | Num | Yds | Avg | TD |
| #44 ETHAN GRIEPENSTROH | 1 | 3 | 3.0 | 0 |
| #42 MATTHEW GRAHAM | 1 | 0 | 0.0 | 0 |

Team Cumulative Defensive Statistics


Heritage Hills Varsity Football 2016

| HERITAGE HILLS (1 - 0) | | |
|------------------------|---|-----------|
| |  Your Team | Opponents |
| Sacks | 1 | 0 |
| Yards | 2 | 0 |
| Interceptions | 1 | 1 |
| Yards | 90 | 0 |
| Touchdowns | 1 | 0 |
| Fumbles | | |
| Forced | 0 | 0 |
| Recovered | 0 | 0 |
| Yards | 0 | (-1) |
| Turnover Return Yards | 90 | (-1) |
| Pass Break Ups | 4 | 0 |
| Safeties | 0 | 0 |

| TURNOVER BREAKDOWN | | | | | | |
|--------------------|-----|-------|----------|-----|-------|------|
| TAKEAWAY | | | GIVEAWAY | | | |
| INT | FUM | TOTAL | INT | FUM | TOTAL | DIFF |
| 1 | 0 | 1 | 1 | 0 | 1 | 0 |

Team Cumulative Offensive Statistics

Heritage Hills Varsity Football 2016


| HERITAGE HILLS (1 - 0) | | |
|----------------------------------|---|--------------|
| |  Your Team | Opponents |
| Scoring | 15 | 6 |
| Points Per Game | 15.0 | 6.0 |
| Downs | | |
| First Downs | 6 | 13 |
| First Downs - Rushing | 5 | 7 |
| First Downs - Passing | 1 | 6 |
| First Downs - Penalties | 0 | 0 |
| Third Down Conversions/Attempts | 4/10 (40.0%) | 7/13 (53.8%) |
| Fourth Down Conversions/Attempts | 0/1 (0.0%) | 0/2 (0.0%) |
| Turnovers | 1 | 1 |
| Rushing | 86 | 117 |
| Attempts | 27 | 34 |
| Average Per Rush | 3.2 | 3.4 |
| Average Per Game | 86.0 | 117.0 |
| Rushing TDs | 1 | 0 |
| Passing | 22 | 98 |
| Completions- Attempts | 4 - 8 | 11 - 19 |
| Avg Per Attempt | 2.8 | 5.2 |
| Avg Per Completion | 5.5 | 8.9 |
| Avg Per Game | 22.0 | 98.0 |
| Passing TDs | 0 | 1 |
| Interceptions | 1 | 1 |
| Fumbles - Lost | 0 - 0 | 1 - 0 |
| Total Offense | 108 | 215 |
| Total Plays | 35 | 53 |
| Average per Play | 3.1 | 4.1 |
| Average Per Game | 108.0 | 215.0 |
| Big Plays (>20 yds) | 2 | 1 |
| Time of Possession | 00:22:25 | 00:25:35 |
| Penalties - Yards | 2 - 15 | 1 - 5 |

TURNOVER BREAKDOWN

| TAKEAWAY | | | GIVEAWAY | | | |
|-----------------|------------|--------------|-----------------|------------|--------------|-------------|
| INT | FUM | TOTAL | INT | FUM | TOTAL | DIFF |
| 1 | 0 | 1 | 1 | 0 | 1 | 0 |

Team Cumulative Special Teams Statistics

Heritage Hills Varsity Football 2016

| HERITAGE HILLS (1 - 0) | | |
|--|---|-----------|
| |  Your Team | Opponents |
| Kickoff Returns | 2 | 3 |
| Yards | 39 | 42 |
| Average Per Attempt | 19.5 | 14.0 |
| Kickoff Return TDs | 0 | 0 |
| Kickoffs | 3 | 2 |
| Yards | 155 | 64 |
| Average | 51.7 | 32.0 |
| Touchbacks | 0 | 0 |
| Punt Returns | 2 | 2 |
| Yards | 3 | 0 |
| Fair Catches | 0 | 0 |
| Average Per Attempt | 1.5 | 0.0 |
| Punt Return TDs | 0 | 0 |
| Punts | 5 | 4 |
| Yards | 180 | 135 |
| Punting Touchbacks | 1 | 0 |
| Average Yards Per Punt | 36.0 | 33.8 |
| Punts Blocked | 0 | 0 |
| Field Goals Made - Attempted | 0 - 0 | 0 - 0 |
| 0-19 | 0 - 0 | 0 - 0 |
| 20-29 | 0 - 0 | 0 - 0 |
| 30-39 | 0 - 0 | 0 - 0 |
| 40-49 | 0 - 0 | 0 - 0 |
| 50+ | 0 - 0 | 0 - 0 |
| PAT Made - Attempted | 1 - 1 | 0 - 0 |
| Two Point Conversions Made - Attempted | 1 - 1 | 0 - 1 |