



51-10

Nov 3 at 6:30PM



Heritage Hills

Scottsburg High

Top Players		Away					Home		Top Players	
		1	2	3	4	F				
#3 Goldsberry	60 Pass Yds	15	14	7	15	51	Rest of team	76	Pass Yds	
#3 Goldsberry	128 Rush Yds	0	0	3	7	10	Rest of team	212	Rush Yds	
#5 Coop	46 Rec Yds						Rest of team	76	Rec Yds	

Scoring Summary

First Quarter		HHHS	SHS
	TD Braydon Durham 2 Yd Run (Seth Deom Kick)	7	0
	TD Jett Goldsberry 55 Yd Run (Two-Point Conversion)	15	0
Second Quarter		HHHS	SHS
	TD Jett Goldsberry 13 Yd Run (Seth Deom Kick)	22	0
	TD Jett Goldsberry 1 Yd Run (Seth Deom Kick)	29	0
Third Quarter		HHHS	SHS
	FG 24 Yd	29	3
	TD Jett Goldsberry 10 Yd Run (Seth Deom Kick)	36	3
Fourth Quarter		HHHS	SHS
	TD 16 Yd Pass (Kick)	36	10

Team Totals

Total Plays	37	68
Total Yards	444	288
Passing Yards	60	76
Rushing Yards	384	212
First Downs	14	17
Third Down Efficiency	2-5 (40%)	6-16 (38%)
Fourth Down Efficiency	2-2 (100%)	2-5 (40%)
Turnovers	1	2
Fumbles Lost	1	1
Interceptions Thrown	-	1
Penalties	1	1
Yards	-	5

Fourth Quarter

HHHS SHS



TD **Hunter Meredith** 51 Yd Run (Two-Point Conversion) **44 10**



TD **Caden Keeton** 39 Yd Run (Kick) **51 10**

Offense

Passing Comp/Att Yds TD Int Long 2PT

#3 J. Goldsberry **3/8 60 - - 46 -**

#8 T. Ruxer - - - - - **1**

Rushing Att Yds TD Long Fum 2PT

#2 H. Meredith **8 135 1 53 - -**

#3 J. Goldsberry **10 128 4 55 - 1**

#6 C. Keeton **5 76 1 39 - -**

#33 B. Durham **6 41 1 38 - -**

#1 A. Smith **1 4 - 4 - -**

Receiving Rec Yds TD Long Fum 2PT

#5 P. Coop **1 46 - 46 - -**

#2 H. Meredith **1 13 - 13 - -**

#33 B. Durham **1 1 - 1 - -**

#1 A. Smith - - - - - **1**

Passing Comp/Att Yds TD Int Long 2PT

Rest of team **10/21 76 1 1 16 -**

Rushing Att Yds TD Long Fum 2PT

Rest of team **46 212 - 46 1 -**

Receiving Rec Yds TD Long Fum 2PT

Rest of team **10 76 1 16 - -**

Defense

Tk Ast Sck TFL Sfty Int Fum Blks TD

#33 B. Durham **7 13 1 1 - - - -**

#50 P. Hart **4 5 - - - - - -**

Tk Ast Sck TFL Sfty Int Fum Blks TD

Rest of team - - - - - **1 - -**

	Tk	Ast	Sck	TFL	Sfty	Int	Fum	Blks	TD
#15 C. Schmidt	3	1	-	-	-	-	-	-	-
#8 T. Ruxer	2	2	-	-	-	-	-	-	-
#1 A. Smith	2	6	-	-	-	-	-	-	-
#3 J. Goldsberry	2	8	-	-	-	-	-	-	-
#2 H. Meredith	2	7	-	-	-	-	-	-	-
#6 C. Keeton	1	-	-	-	-	-	-	-	-
#5 P. Coop	1	1	-	-	-	-	-	-	-
#22 T. Willard	1	3	-	-	-	-	1	-	-
#60 J. Weatherholt	1	3	-	1	-	-	-	-	-
#63 W. Schlachter	1	-	-	1	-	-	-	-	-
#66 A. Braun	1	-	-	1	-	-	-	-	-
#7 K. Frakes	-	4	-	-	-	1	-	-	-
#62 I. Bryant	-	4	-	-	-	-	-	-	-
#51 B. Schaefer	-	1	-	-	-	-	-	-	-
#64 J. Quinn	-	1	-	-	-	-	-	-	-
#84 J. Gramelspacher	-	1	-	-	-	-	-	-	-
#4 D. Kline	-	1	-	-	-	-	-	-	-

Special Teams

Kickoff Returns	Ret	Avg	TD	Long
#3 J. Goldsberry	2	28	-	38

Punt Returns	Ret	Avg	TD	Long
#5 P. Coop	1	0	-	-

Kicking	FG	% PAT	Pts
#12 S. Deom	-	-	4 4

Kickoff Returns	Ret	Avg	TD	Long
Rest of team	3	0	-	-

Punt Returns	Ret	Avg	TD	Long
Rest of team	1	0	-	-

Kicking	FG	% PAT	Pts

Kickoff	Num	Yrds	Long	TB
---------	-----	------	------	----

#12 S. Deom	6	349	60	4
-------------	---	-----	----	---

Punting	Num	Avg	In Long	20
---------	-----	-----	---------	----

#3 J. Goldsberry	1	55	1	55
------------------	---	----	---	----

Kicking	FG	%	PAT	Pts
---------	----	---	-----	-----

Rest of team	1	100.0	1	4
		%		

Kickoff	Num	Yrds	Long	TB
---------	-----	------	------	----

Rest of team	3	-	-	-
--------------	---	---	---	---


Punting	Num	Avg	In Long	20
---------	-----	-----	---------	----

Rest of team	4	0	-	-
--------------	---	---	---	---

;

Season Stats & Team Leaders for 12 out of 15 games


	HHHS	OPP
Total yds	4,683	2,513
Passing yards	1,179	879
Passing yards per game	98.25	73.25
Pass completions/attempts	61 / 139	97 / 203
Pass completion %	43.88 %	47.78 %
Passing TDs	17	6
Rushing yards	3,504	1,634
Rushing yards per game	292.00	136.17
Rush plays/average	417 / 8.40	418 / 3.91
Rushing TDs	52	10
3rd Down Conversions	(42.17 %) 35	(32.86 %) 46
4th Down Conversions	(62.50 %) 10	(38.89 %) 14
First Downs	172	146
Turnovers	19	28
Sacks	9	4



PASSING

#3 J. Goldsberry

953 yds, 51 for 119 (42.86 %), 13 TDs, 5 INTs



RUSHING

#3 J. Goldsberry


1078 yds, 104 carries, 17 TDs, 4 Fum



RECEIVING

#8 T. Ruxer

330 yds, 17 catches, 6 TDs, 0 Fum



DEFENSE

#33 B. Durham

119 total tackles, 2 sacks

Passing Stats

#	NAME	GAMES	CMP	ATT	CMP %	YDS	YDS/ATT	YDS/GAME	LNG	TD	INT	SACKED	RAT
3	J. Goldsberry	12	51	119	42.86 %	953	8.01	79.42	65	13	5	-	90
30	T. Winchell	3	1	3	33.33 %	43	14.33	14.33	43	-	-	-	0
8	T. Ruxer	12	-	1	0.00 %	-	0.00	0.00	-	-	-	-	0
	Rest of team		9	16	56.25 %	183	11.44	15.25	65	4	1	4	110
Total:			61	139	43.88 %	1,179	8.48	98.25		17	6	4	95

Rushing Stats

#	NAME	GAMES	CARRIES	YDS	YDS/CARRY	YDS/GAME	LNG	TD	FUM
3	J. Goldsberry	12	104	1,078	10.37	89.83	68	17	4
2	H. Meredith	12	71	761	10.72	63.42	61	12	4
33	B. Durham	10	92	543	5.90	54.30	90	11	2
1	A. Smith	12	42	312	7.43	26.00	40	1	-
6	C. Keeton	9	20	233	11.65	25.89	55	3	-
35	L. Hartwig	7	16	64	4.00	9.14	16	1	-
15	C. Schmidt	12	3	63	21.00	5.25	32	-	-
30	T. Winchell	3	8	60	7.50	20.00	30	-	-
22	T. Willard	12	8	42	5.25	3.50	9	-	-
84	J. Gramelspacher	5	3	41	13.67	8.20	51	1	-
44	A. James	1	4	29	7.25	29.00	15	-	-
10	B. Lange	2	2	25	12.50	12.50	15	1	-
8	T. Ruxer	12	5	23	4.60	1.92	18	1	1
	Rest of team		29	235	8.10	19.58	25	3	1
Total:			417	3,504	8.40	292.00		52	13

#	NAME	GAMES	CARRIES	YDS	YDS/CARRY	YDS/GAME	LNG	TD	FUM
40	K. Pund	2	4	9	2.25	4.50	4	1	-
7	K. Frakes	10	1	4	4.00	0.40	-	-	-
24	D. Pledger	4	3	3	1.00	0.75	5	-	1
32	G. Wedding	2	1	-2	-2.00	-1.00	-	-	-
12	S. Deom	12	1	-19	-19.00	-1.58	-	-	-
	Rest of team		29	235	8.10	19.58	25	3	1
Total:			417	3,504	8.40	292.00		52	13

Receiving Stats

#	NAME	GAMES	REC	YDS	YDS/REC	YDS/GAME	LNG	TD	FUM
8	T. Ruxer	12	17	330	19.41	27.50	52	6	-
2	H. Meredith	12	13	246	18.92	20.50	65	3	-
5	P. Coop	11	11	237	21.55	21.55	46	2	-
15	C. Schmidt	12	4	74	18.50	6.17	38	2	-
33	B. Durham	10	4	60	15.00	6.00	34	-	-
40	K. Pund	2	1	43	43.00	21.50	43	-	-
10	B. Lange	2	1	4	4.00	2.00	4	-	-
1	A. Smith	12	1	2	2.00	0.17	2	-	-
	Rest of team		9	183	20.33	15.25	65	4	-
Total:			61	1,179	19.33	98.25		17	-

Defensive Stats

#	NAME	GAMES	TACKLE	SOLO	ASSIST	SACK	TFL	SAFETY	INT	INT RET	YDS	FF	FUM REC	FUM RET	YDS	DEF TD
33	B. Durham	10	119	50	69	2	2	-	-	-	-	-	-	-	-	-
50	P. Hart	12	108	44	64	-	8	-	-	-	-	-	2	-	68	1
1	A. Smith	12	91	36	55	-	6	-	3	6	2	4	4	-	74	1
2	H. Meredith	12	76	32	44	2	4	-	1	22	-	-	-	-	-	1
22	T. Willard	12	56	22	34	1	7	-	-	-	1	1	1	-	-	-
3	J. Goldsberry	12	49	27	22	2	3	-	2	10	2	-	-	-	-	-
52	H. Smith	10	42	24	18	1	2	-	-	-	-	-	-	-	-	-
8	T. Ruxer	12	39	20	19	-	1	-	2	23	-	-	-	-	-	-
5	P. Coop	11	31	20	11	-	1	-	3	101	-	-	-	-	-	-
7	K. Frakes	10	30	8	22	-	3	-	2	-	-	-	-	-	-	-
15	C. Schmidt	12	28	14	14	-	-	-	4	26	-	2	-	-	19	1
62	I. Bryant	12	20	2	18	-	-	-	-	-	-	1	1	-	-	-
51	B. Schaefer	6	17	9	8	-	-	-	-	-	-	-	-	-	-	-
4	D. Kline	8	12	6	6	-	-	-	-	-	-	-	-	-	-	-
64	J. Quinn	7	11	4	7	-	-	-	-	-	-	-	-	-	-	-
70	G. Jackson	4	10	2	8	-	-	-	-	-	1	-	-	-	-	-
60	J. Weatherholt	6	10	3	7	1	2	-	-	-	-	-	-	-	-	-
6	C. Keeton	9	10	8	2	-	-	-	-	-	-	-	-	-	-	-
63	W. Schlachter	5	9	4	5	-	1	-	-	-	-	-	-	-	-	-
10	B. Lange	2	8	2	6	-	1	-	1	26	-	-	-	-	-	1
	Rest of team		-	-	-	-	-	-	-	-	-	-	-	-	-	-
Total:			834	364	470	9	44	-	18	214	9	12	12	161	5	

#	NAME	GAMES	TACKLE	SOLO	ASSIST	SACK	TFL	SAFETY	INT	INT RET	YDS	FF	FUM REC	FUM RET	YDS	DEF TD
56	t. raven	5	8	5	3	-	1	-	-	-	-	1	-	-	-	-
36	H. Coop	4	8	7	1	-	-	-	-	-	-	-	-	-	-	-
76	P. Martin	4	6	2	4	-	1	-	-	-	-	-	-	-	-	-
55	C. Scherer	2	5	2	3	-	-	-	-	-	-	-	-	-	-	-
24	D. Pledger	4	4	2	2	-	-	-	-	-	-	-	-	-	-	-
66	A. Braun	2	3	1	2	-	1	-	-	-	-	-	-	-	-	-
4	D. Kline	2	3	2	1	-	-	-	-	-	-	1	1	-	-	-
80	A. Fischer	2	3	2	1	-	-	-	-	-	-	-	-	-	-	-
84	J. Gramelspacher	5	2	-	2	-	-	-	-	-	-	1	1	-	-	-
78	E. Gogel	2	2	-	2	-	-	-	-	-	-	-	-	-	-	-
59	J. Houchin	3	2	-	2	-	-	-	-	-	-	-	-	-	-	-
37	C. Buntin	2	2	-	2	-	-	-	-	-	-	-	-	-	-	-
89	T. Collins	3	2	-	2	-	-	-	-	-	-	-	-	-	-	-
54	B. Buntin	2	2	-	2	-	-	-	-	-	-	-	-	-	-	-
35	L. Hartwig	7	2	1	1	-	-	-	-	-	-	-	-	-	-	-
32	G. Wedding	2	1	-	1	-	-	-	-	-	-	-	-	-	-	-
12	S. Deom	12	1	1	-	-	-	-	-	-	-	-	-	-	-	-
79	C. Webb	1	1	1	-	-	-	-	-	-	-	-	-	-	-	-
14	N. Ludlow	1	1	1	-	-	-	-	-	-	-	-	-	-	-	-
	Rest of team		-	-	-	-	-	-	-	-	-	-	-	-	-	-
Total:			834	364	470	9	44	-	18		214	9	12		161	5

Kicking Stats

#	NAME	GAMES	FGM/FGA	FG %	LNG	XPM/XPA	XP %	PTS
12	S. Deom	12	4 / 5	80.00 %	37	54 / 55	98.18 %	66
	Rest of team		- / -	-	-	6 / 6	100.00 %	6
Total:			4 / 5	80.00 %		60 / 61	98.36 %	72

Punting Stats

#	NAME	GAMES	PUNTS	YDS	YDS/PUNT	YDS/GAME	IN 20	LNG
3	J. Goldsberry	12	9	389	43.22	32.42	3	55
12	S. Deom	12	9	262	29.11	21.83	3	42
Total:			18	651	36.17	54.25	6	

Kickoff Return Stats

#	NAME	GAMES	RETURNS	YDS	YDS/RETURN	YDS/GAME	TD	LNG
3	J. Goldsberry	12	6	123	20.50	10.25	-	38
2	H. Meredith	12	5	93	18.60	7.75	-	27
30	T. Winchell	3	1	42	42.00	14.00	-	42
84	J. Gramelspacher	5	1	16	16.00	3.20	-	-
6	C. Keeton	9	2	16	8.00	1.78	-	16
	Rest of team		1	-	0.00	0.00	-	-
Total:			26	330	12.69	27.50	-	

#	NAME	GAMES	RETURNS	YDS	YDS/RETURN	YDS/GAME	TD	LNG
4	D. Kline	8	3	12	4.00	1.50	-	9
15	C. Schmidt	12	2	11	5.50	0.92	-	11
33	B. Durham	10	1	9	9.00	0.90	-	9
32	G. Wedding	2	1	8	8.00	4.00	-	-
36	H. Coop	4	1	-	0.00	0.00	-	-
59	J. Houchin	3	1	-	0.00	0.00	-	-
89	T. Collins	3	1	-	0.00	0.00	-	-
	Rest of team		1	-	0.00	0.00	-	-
Total:			26	330	12.69	27.50	-	

Punt Return Stats

#	NAME	GAMES	RETURNS	YDS	YDS/RETURN	YDS/GAME	TD	LNG
2	H. Meredith	12	15	291	19.40	24.25	2	66
3	J. Goldsberry	12	3	43	14.33	3.58	-	43
5	P. Coop	11	6	42	7.00	3.82	-	27
24	D. Pledger	4	1	10	10.00	2.50	-	10
	Rest of team		6	-	0.00	0.00	-	-
Total:			31	386	12.45	32.17	2	